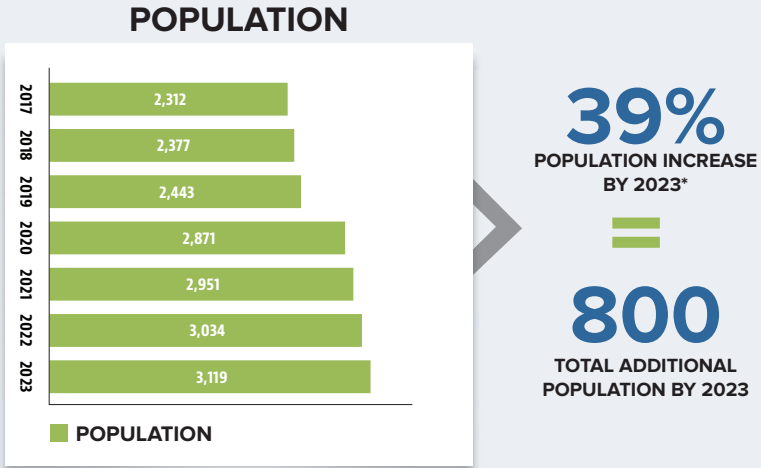


TIOGA GROWTH IMPACT ANALYSIS



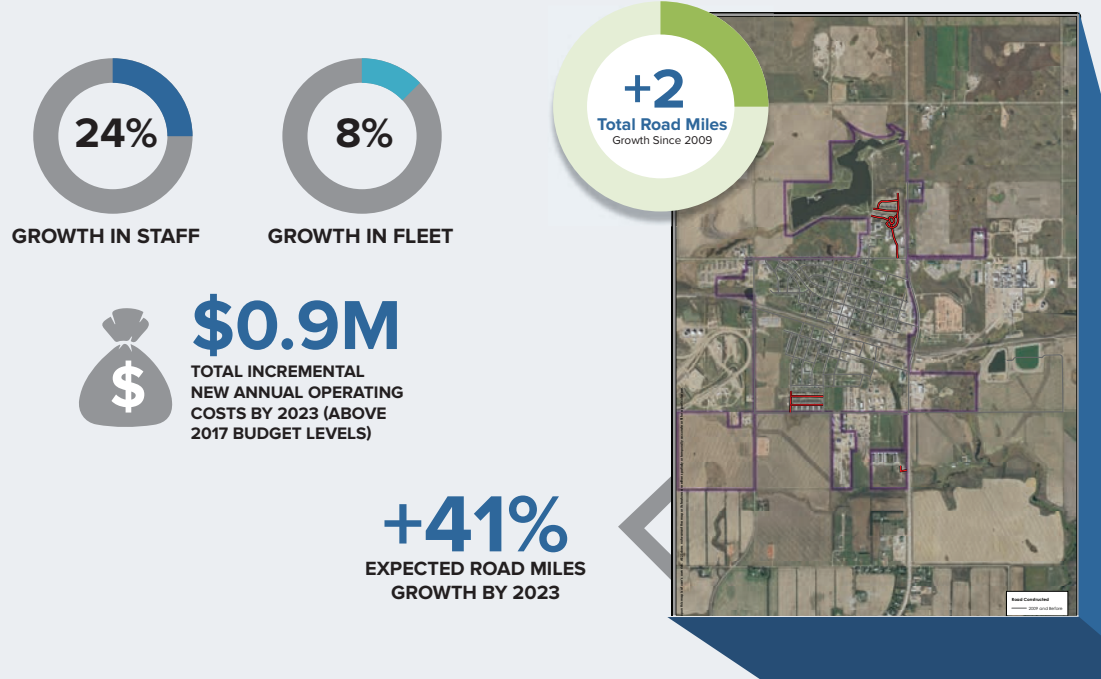
GROWTH DRIVES CITY NEEDS



Population growth is expected to place significant additional service demands on the City of Tioga, including the expansion of infrastructure and operations that will be required to meet the needs of the community.

*Based on 4.8% projected average annual growth

PROJECTED OPERATIONAL IMPACTS



CAPITAL IMPROVEMENT NEEDS

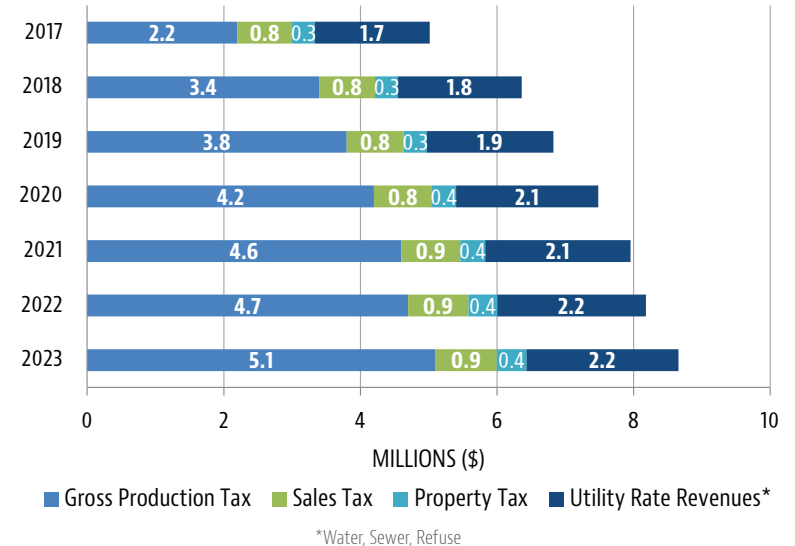
CATEGORY	Year (Estimated Costs in Millions)		
	Total 2017-2023 Project Costs	Less Preliminary Assigned Funding Sources	Remaining
Transportation	\$30.0	\$0.0	\$30.0
Wastewater	\$14.0	\$0.0	\$14.0
Water	\$8.2	(\$4.9) 1	\$3.3
Stormwater	\$17.0	\$0.0	\$17.0
Other Facilities/Admin	\$30.7	\$0.0	\$30.7
Totals	\$99.9M	(\$4.9M)	\$95.0M

Preliminary Identified Funding Sources

1. State Water Commission Funding on Applicable Water Projects



MAJOR REVENUE SOURCE PROJECTIONS



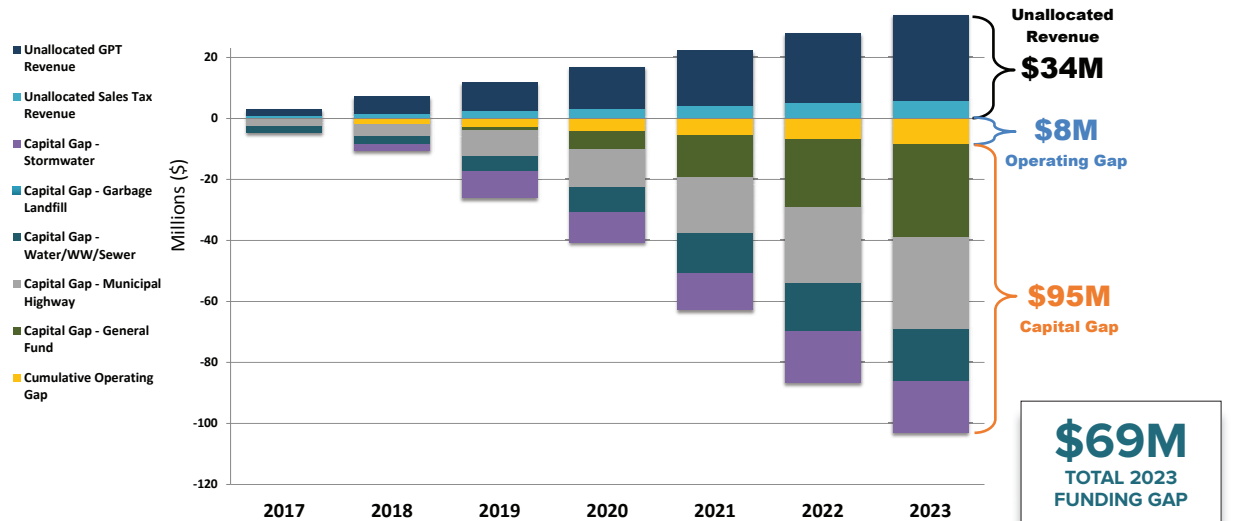
FUNDING GAP OF \$69M PROJECTED BY 2023

Given all projected revenues and expenditures, application of preliminary infrastructure funding sources, and cash funding of remaining capital projects a total 2023 funding gap of \$69M has been identified.

KEY CAPITAL NEEDS

- ✓ Main Street Extension and Expansion to Handle Increased Traffic
- ✓ Stormwater Controls and Detention to Combat Urban Flooding
- ✓ Water and Wastewater Trunk Extensions to Key Growth Areas

CASH BASED FUNDING GAP ANALYSIS



TIOGA IMPACT ANALYSIS CONTACT INFORMATION

City Abby Salinas, City Auditor
auditor@cityoftioga.com
701.664.2807

Financial Ryan Graf, AE2S Nexus
ryan.graf@ae2s.com
701.746.8087

WDEA Geoff Simon, Executive Director
Geoff@ndenergy.org
701.527.1832