


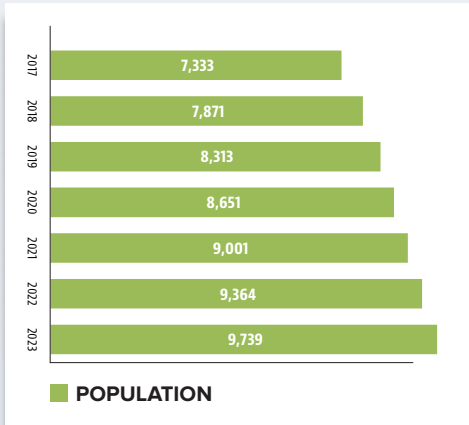
# WATFORD CITY GROWTH IMPACT ANALYSIS



## GROWTH DRIVES CITY NEEDS

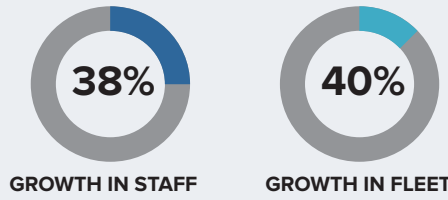
## PROJECTED OPERATIONAL IMPACTS

### POPULATION



**48%**  
POPULATION INCREASE  
BY 2023\*

**2,400**  
TOTAL ADDITIONAL  
POPULATION BY 2023



**\$7.9M**  
TOTAL INCREMENTAL  
NEW ANNUAL OPERATING  
COSTS BY 2023 (ABOVE  
2017 BUDGET LEVELS)

**+22**  
Total Road Miles  
Growth Since 2009




**+56%**  
EXPECTED ROAD MILES  
GROWTH BY 2023

Population growth is expected to place significant additional service demands on the City of Watford City, including the expansion of infrastructure and operations that will be required to meet the needs of the community.

\*Based on 5.7% projected annual growth

## CAPITAL IMPROVEMENT NEEDS

CATEGORY	Year (Estimated Costs in Millions)		
	Total 2017-2023 Project Costs	Less Preliminary Assigned Funding Sources	Remaining
Transportation	\$205.0	(\$20.5)	\$184.5
Wastewater	\$98.0	(\$9.8)	\$88.2
Water	\$61.8	(\$37.1)	\$24.7
Stormwater	\$4.0		\$4.0
General/Airport	\$21.2		\$21.2
<b>Totals</b>	<b>\$390.0M</b>	<b>(\$67.40M)</b>	<b>\$322.6M</b>



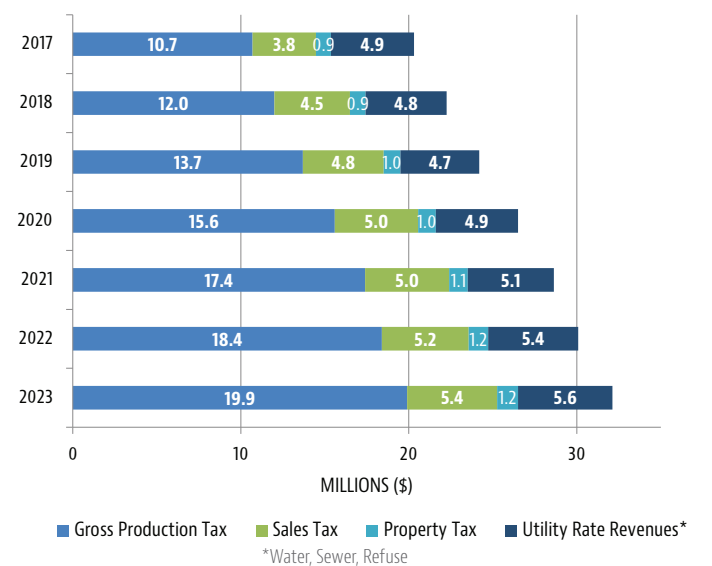
### Key Capital Needs

- Trunk Infrastructure Corridor Expansion (11th Ave S, 17th Ave N, 14th St W, 12th St E)
- Wastewater Service to Southwest Quadrant of the City for Unsewered and Expected New Customers
- Water System Looping to Round Out Major Extensions for Fire Protection and Redundancy
- Municipal Airport Improvements, Including Runway Expansion

### Preliminary Identified Funding Sources

- State Water Commission Funding on Applicable Water Main Projects
- Special Assessments on Applicable Projects

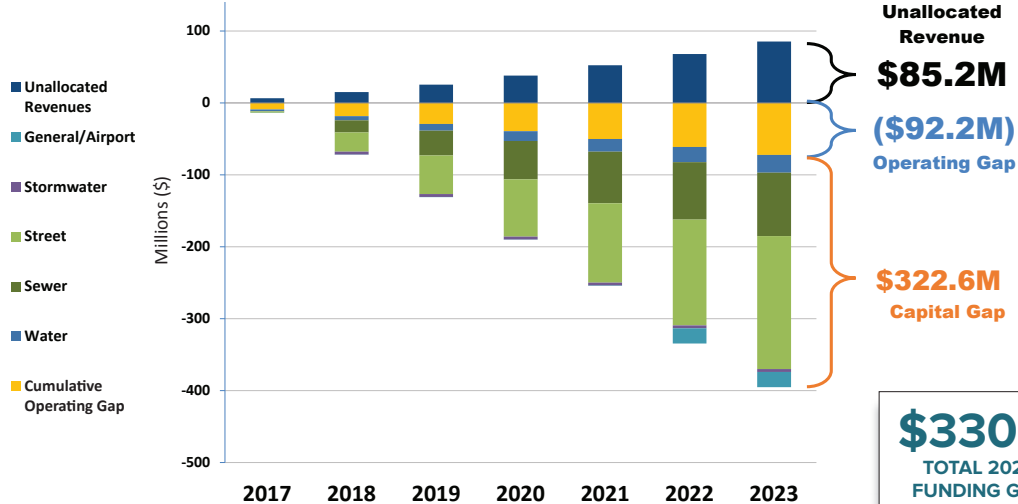
## MAJOR REVENUE SOURCE PROJECTIONS



## FUNDING GAP OF \$330M PROJECTED BY 2023

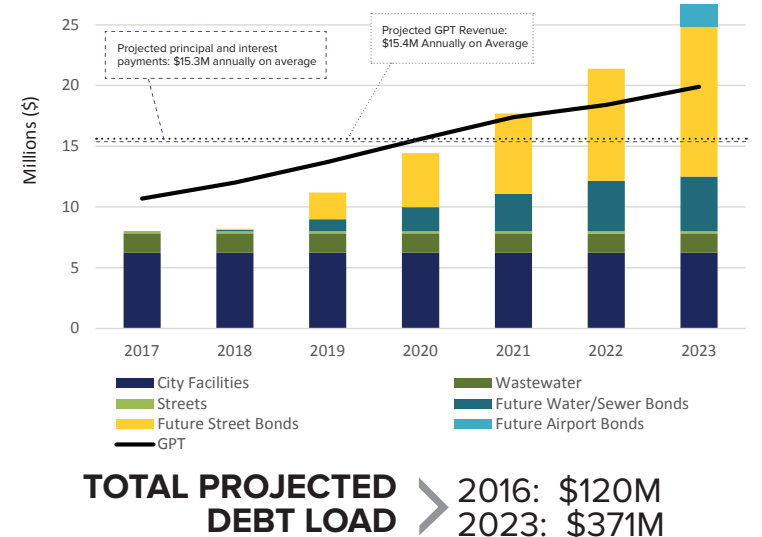
Given all projected revenues and expenditures, application of preliminarily identified infrastructure funding sources, and cash funding of remaining capital projects a total 2023 funding gap of \$330M has been identified.

### CASH BASED FUNDING GAP ANALYSIS



## ANNUAL PRINCIPAL AND INTEREST (EXISTING AND NEW) VERSUS GPT REVENUE

Given the total capital funding needs identified, an illustrative debt profile was developed if the City were to access typical debt instruments for all projected projects in excess of \$1M dollars.



## WATFORD CITY IMPACT ANALYSIS CONTACT INFORMATION

**City** Curt Moen, City Administrator  
cumoen@nd.gov  
701.580.7255

**Engineering** Todd Norton, AE2S  
todd.norton@ae2s.com  
701.221.0530

**Financial** Ryan Graf, AE2S Nexus  
ryan.graf@ae2s.com  
701.746.8087

**WDEA** Geoff Simon, Executive Director  
Geoff@ndenergy.org  
701.527.1832